



**Spring 2024 State Testing
Board of Education Meeting**



Guide to State Assessments

→ OVERVIEW

Welcome to a new school year! The Michigan Department of Education (MDE) Office of Educational Assessment and Accountability (OEAA) is preparing for the 2023-24 administrations of the Michigan Student Test of Educational Progress (M-STEP), the Michigan Merit Exam (MME), PSAT assessments, MI-Access alternate assessments, WIDA assessments for English learners, and Early Literacy and Mathematics Benchmark assessments.

As Michigan's students continue to make progress during our recovery from the pandemic, we will continue to provide valid and reliable data that schools and districts can use for program improvements. Our primary concern continues to be the health and safety of students, staff, and families around the state.

Table of Contents

OVERVIEW.....	1
SPRING 2024 SUMMATIVE ASSESSMENTS	1
M-STEP TEST SESSION TIMING.....	3
TESTING IN GRADES 3 – 8.....	5
PSAT 8/9 and PSAT 10 TESTING TIMES	7
TESTING IN GRADE 11 – Michigan Merit Examination (MME).....	8
MI-ACCESS ALTERNATE ASSESSMENTS.....	10
WIDA.....	11
EARLY LITERACY AND MATHEMATICS BENCHMARK ASSESSMENTS (K–2).....	14
MICHIGAN LAW AND BENCHMARK ASSESSMENT REQUIREMENTS.....	15
RESOURCES	16
SUPPORTS AND ACCOMMODATIONS.....	18
TECH CORNER	20
SUMMATIVE TESTING SCHEDULE.....	22

Please do not hesitate to reach out to our office at mde-oeaa@michigan.gov if you have questions.

For the most up-to-date assessment and accountability news, subscribe to the weekly newsletter [Spotlight on Student Assessment and Accountability](https://www.michigan.gov/mde/services/student-assessment/spotlight-newsletter) (<https://www.michigan.gov/mde/services/student-assessment/spotlight-newsletter>). Spotlight provides timely information on assessment and accountability topics throughout the school year.

→ SPRING 2024 SUMMATIVE ASSESSMENTS

Changes planned for Spring 2024 summative testing include the following:

- The College Board SAT Suite of Assessments is going digital! The SAT with Essay, PSAT 10, and PSAT 8/9 will be administered online in Spring 2024.
- M-STEP Social Studies items have been realigned to the 2019 Revised Standards. There are no changes to the [Social Studies Blueprint](https://www.michigan.gov/mde/-/media/Project/Websites/mde/OEAA/M-STEP/Blueprint--SS-Blueprint-for-MDE-website.pdf) at this time (<https://www.michigan.gov/mde/-/media/Project/Websites/mde/OEAA/M-STEP/Blueprint--SS-Blueprint-for-MDE-website.pdf>).
- Due to the repeal of the retention component of the Read by Grade Three Law, there will be no separate testing window for the 3rd grade online M-STEP English Language Arts (ELA) assessment. All online M-STEP assessments, including 3rd grade ELA, can be administered over a six-week window starting on April 8, 2024.
- M-STEP online test directions have been revised for clarity and brevity. The updated online test directions are available for review in the Online Tools Training.

State Assessments Overview:

- **M-STEP:** The Michigan Student Test of Educational Progress is a required state assessment that assesses student knowledge and skills based on Michigan's Academic Standards in grades 3-8 and 11.
 - ELA Grades 3-7 *computer adaptive test (CAT)
 - Math Grades 3-7 *CAT
 - Science Grade 5, 8 and 11 *online fixed-form assessment
 - Social Studies Grade 5 *online fixed-form assessment
- **PSAT:** The PSAT is an assessment that measures if students are on track to be college ready in grade 8.
 - ELA & Math *multistage adaptive test (MST)
- **SAT:** The SAT with Essay is a state required assessment that measures a high school student's readiness for college in grade 11.
 - ELA & Math *MST

State Assessment Review



- State assessments help staff target supports and resources for students and schools that need them most, and identify areas of success from which others can learn.
- State assessments are designed to inform educational program evaluation and measure progress at the school and district levels.
- State assessments are one part in a balanced assessment system that uses multiple and varied assessments for learning and of learning.

Balanced Assessment System

Main purposes and uses of assessment information

Assessment for and of Learning


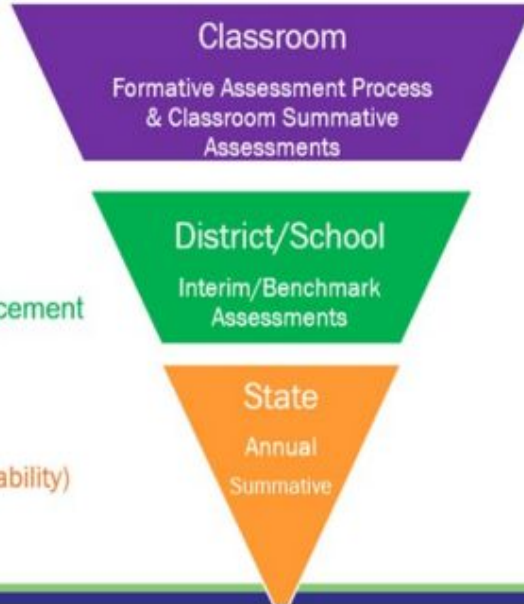
- Monitor/Adjust Instruction
- Inform students and parents about learning progress

Assessment of Learning

- Predict Performance
- Evaluate Curriculum/Programs
- Inform student services and placement decisions

Assessment of Learning

- Evaluate Learning
- Evaluate School Quality (Accountability)
- Evaluate District/School Policies



Stories Behind the Data

*For the past six years, BHS has concentrated **funding, time, and resource support** in the following arenas:*

- Alignment of K-5 and 6-8 curriculum, assessments and resources
- We are seeing positive trends and strength in student outcomes in ELA and math
- Professional Learning targeting instructional coherence
- A continued focus on data-guided decision making
- Continue to spot opportunities with aligning extended-day services for students stretching to reach grade level
- Investigate further development in science, social studies, and STEM
- Continue to enhance instructional resources and approaches in Tier 2 and 3

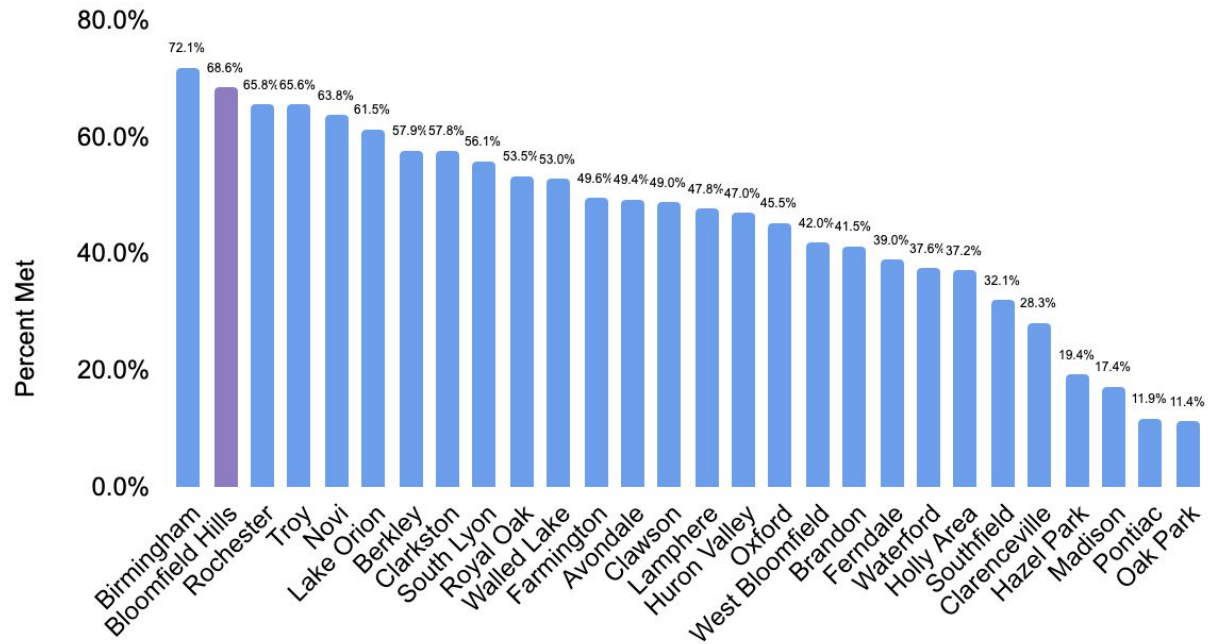
Stories Behind the Data

*For Secondary students (grades 6-12), **BHS** identified the following **positive trends and opportunity for growth**:*

- Positive trends in math with over 50% of ninth grade students successfully completing Algebra I in 8th grade, embedded and extended day support
- MS schedule adjustments to increase time in core curriculum and opportunities for advanced mathematic classes
- Continue to increase equitable access to AP/IB and other college prep courses
- When last year's juniors were in elementary school, BHS shifted core math instruction from Everyday Math and replaced it with site-based and site-created resources/curriculum creating a lack of instructional coherence
- Continue to enhance instructional resources and approaches in Tier 2 and 3

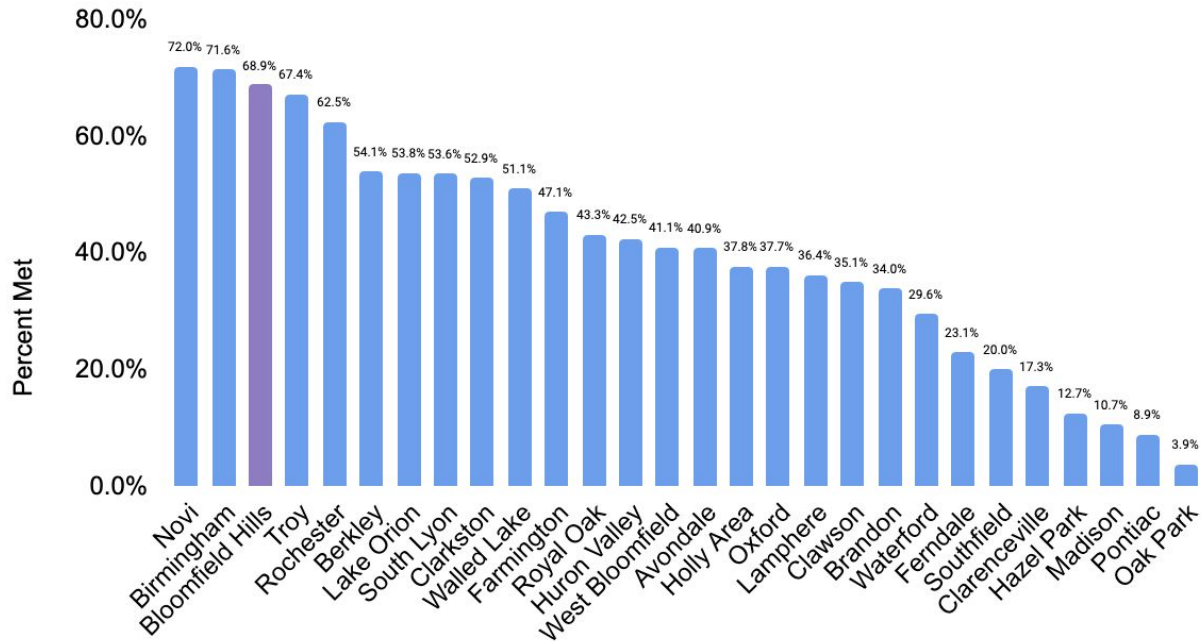
How does Bloomfield Hills Schools compare to other districts in Oakland County on the 2024 ELA M-STEP Grades 3-7?

Oakland County 2024 M-STEP ELA Grades 3-7



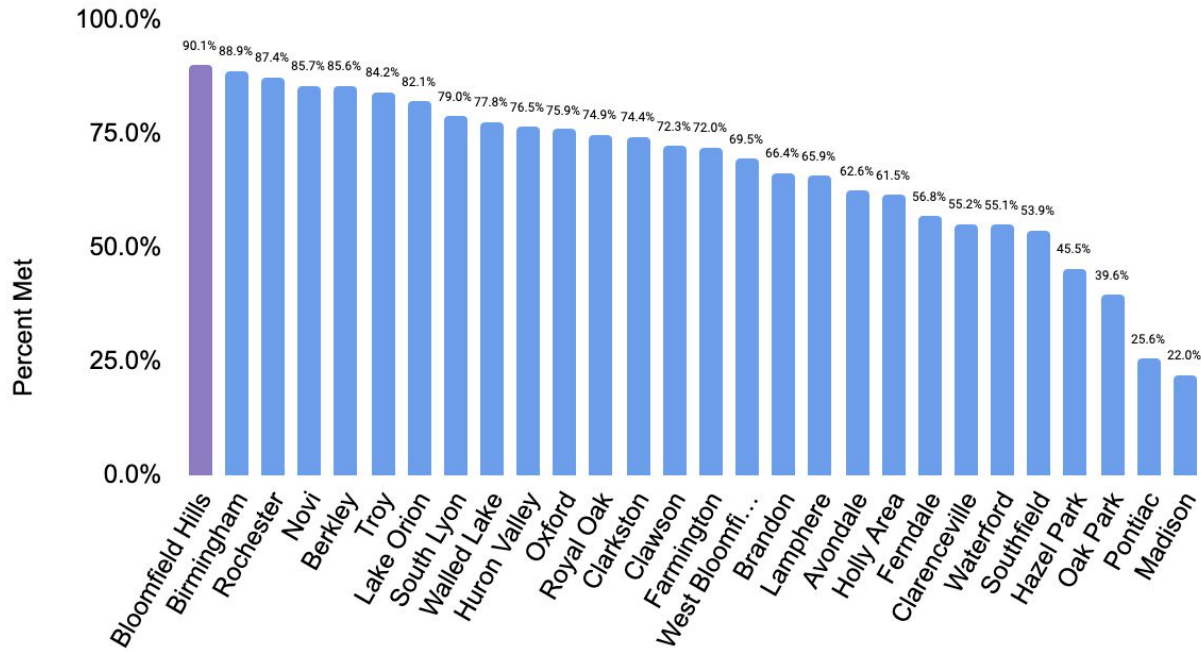
How does Bloomfield Hills Schools compare to other districts in Oakland County on the 2024 Math M-STEP Grades 3-7?

Oakland County 2024 M-STEP Math Grades 3-7



How does Bloomfield Hills Schools compare to other districts in Oakland County on the 2024 PSAT 8 ELA/EBRW?

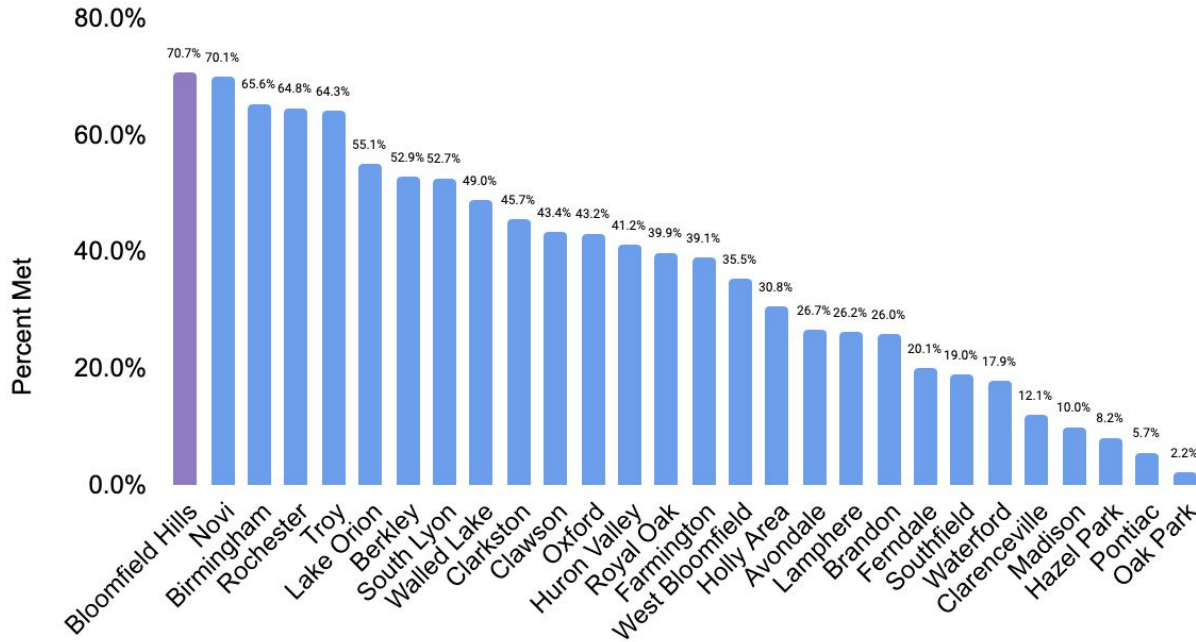
Oakland County 2024 PSAT 8 ELA/EBRW



EBRW=
Evidence Based
Reading and
Writing

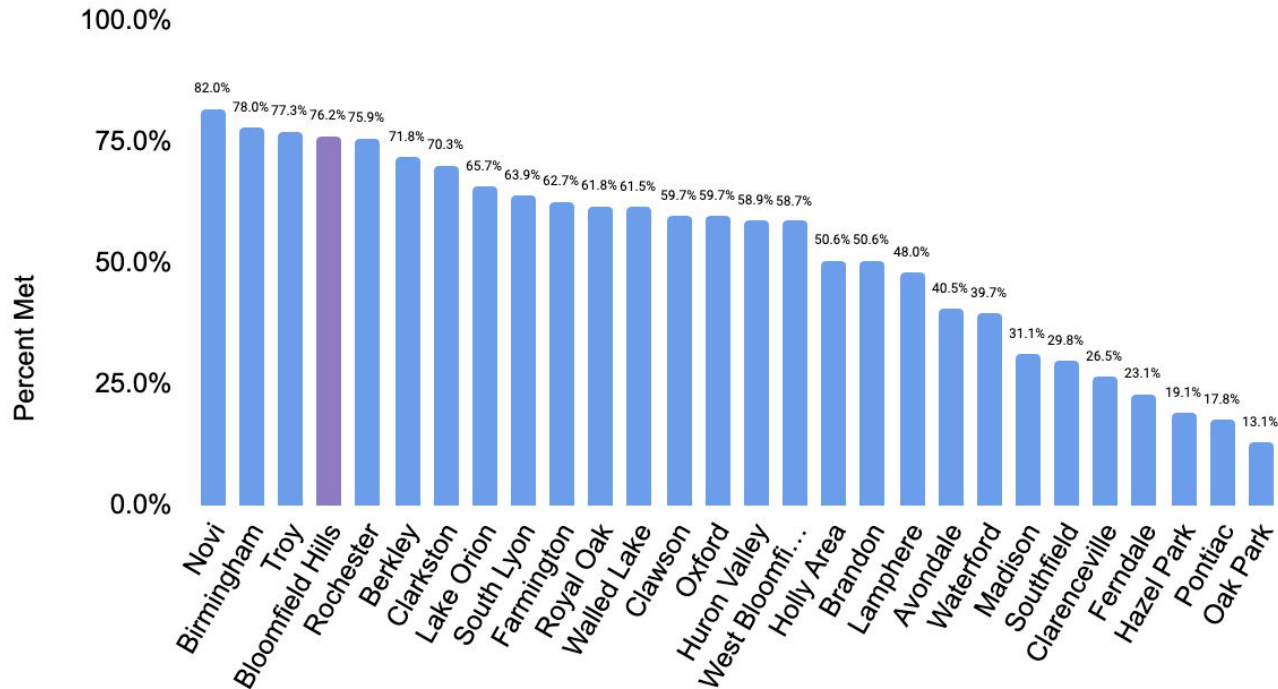
How does Bloomfield Hills Schools compare to other districts in Oakland County on the 2024 PSAT 8 Math?

Oakland County 2024 PSAT 8 Math



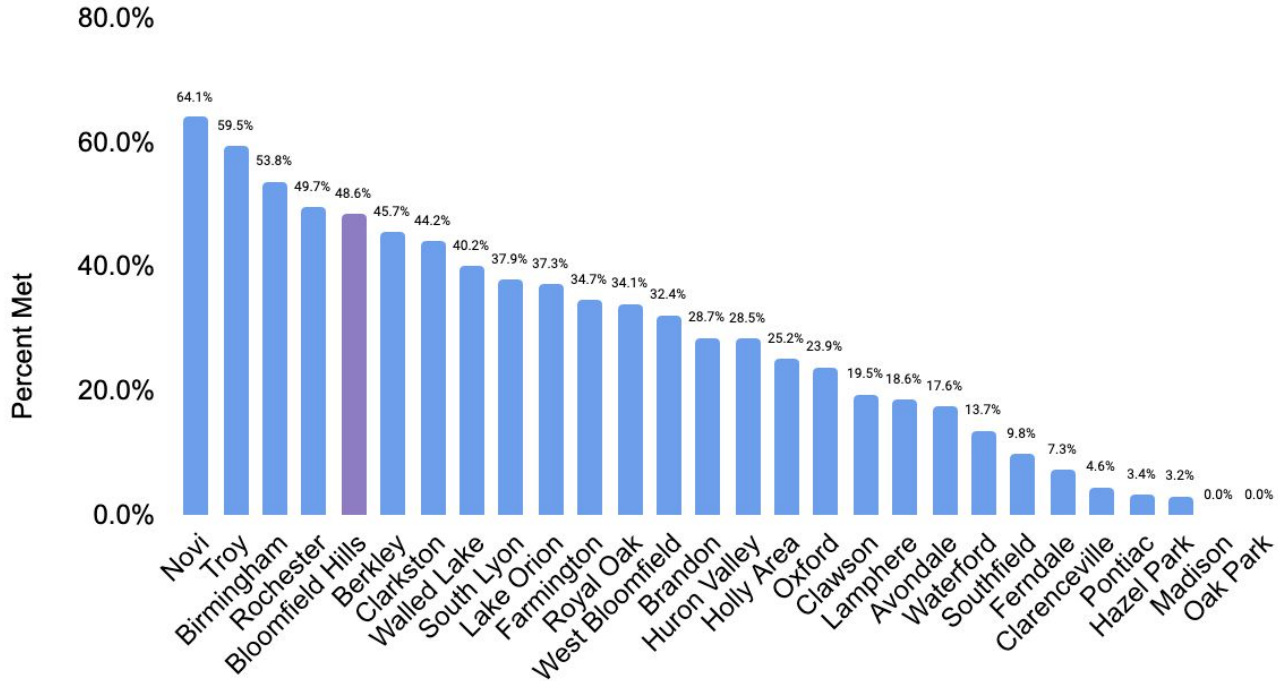
How does Bloomfield Hills Schools compare to other districts in Oakland County on the 2024 SAT ELA/EBRW?

2024 SAT Evidence-Based Reading and Writing Grade 11



How does Bloomfield Hills Schools compare to other districts in Oakland County on the 2024 SAT Math?

2024 SAT Math Grade 11



MI-Access

MI-Access is Michigan's alternate assessment system and is designed for students with the most significant cognitive disabilities, and whose IEP (Individualized Education Program) Team has determined that general assessments, even with accommodations, are not appropriate.

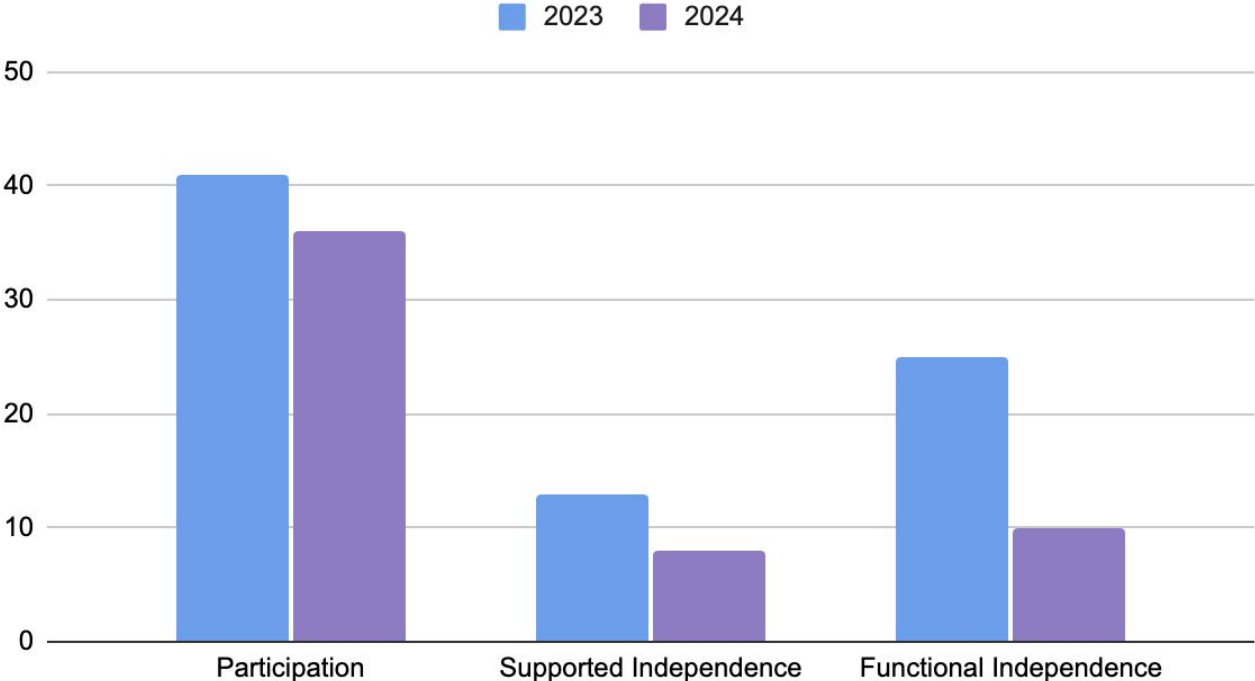
There are three levels of MI-Access

- Mi-Access Participation
- Mi-Access Supported Independence
- Mi-Access Functional Independence

How many Bloomfield Hills students participate in any level of MI-Access?

Goal is 1% or Less Of Students With IEPs

Number of Students Participating in All Levels of MI-Access



Focus On Continuous Improvement

- The district and our buildings will continue through the Michigan Integrated Continuous Improvement Process (MICIP) to examine state and district/school data
 - Systems of support through Multiple Tiered Systems of Support (MTSS)
 - Formative Assessment for Michigan Educators (FAME)
 - Social and emotional learning/Restorative Practices/Restorative Justice
 - Building deep thinking and engagement in learning through STEAM and Maker-Centered Learning
 - Professional learning communities with targeted instructional time, based on the data

Future Focus in Elementary

*BHS continues to attend to concentrated **funding, time, and resource support** in the following arenas:*

- K-2 and 3-5 Literacy programming continues (word study, interventions, small group resources)
- K-8 Mathematics program expansion: analyzing the BHS student experience with mathematics including extension, support and project-based experiences
- Targeted coaching in mathematics and literacy
- STEAM/Ingenuity experiences that create opportunities for experiential learning

Future Focus in Middle School

- Creation of new learning experiences and time allocation in core subjects in the middle school schedule, including extended time in ELA and Math and advanced programming
- Math programming K-12 with aligned curriculum and advancement
 - The first cohort of students to experience EnVision math are current 9th graders with all of our current 8th graders having 1-2 years of experience at the elementary level
 - The first cohort of students to experience Big Ideas Mathematics Grade 6 through Pre-Calculus are the current 9th grade students
- Fully incorporated social/emotional foundations and practices to promote academic success
- Professional Learning targeting instructional practices incorporating active learning, common assessment, and differentiated instruction
- A continued focus on data-guided decision making

Future Focus in High School

- Student support within the schedule for all academic areas through embedded systems of support and before/after school as needed
- Review and incorporation of equity grading practices
- Advanced coursework including AP and IB providing instructional coherence between content, skills, knowledge, and collegiate-level assessments
- New career-focused courses and curriculum
- Fully incorporated social/emotional foundations and practices to promote academic success
- Professional Learning targeting instructional practices incorporating active learning, common assessment, and differentiated instruction
- A continued focus on data-guided decision making
- Incorporation of innovative active learning experiences for all students

Additional Data/Information

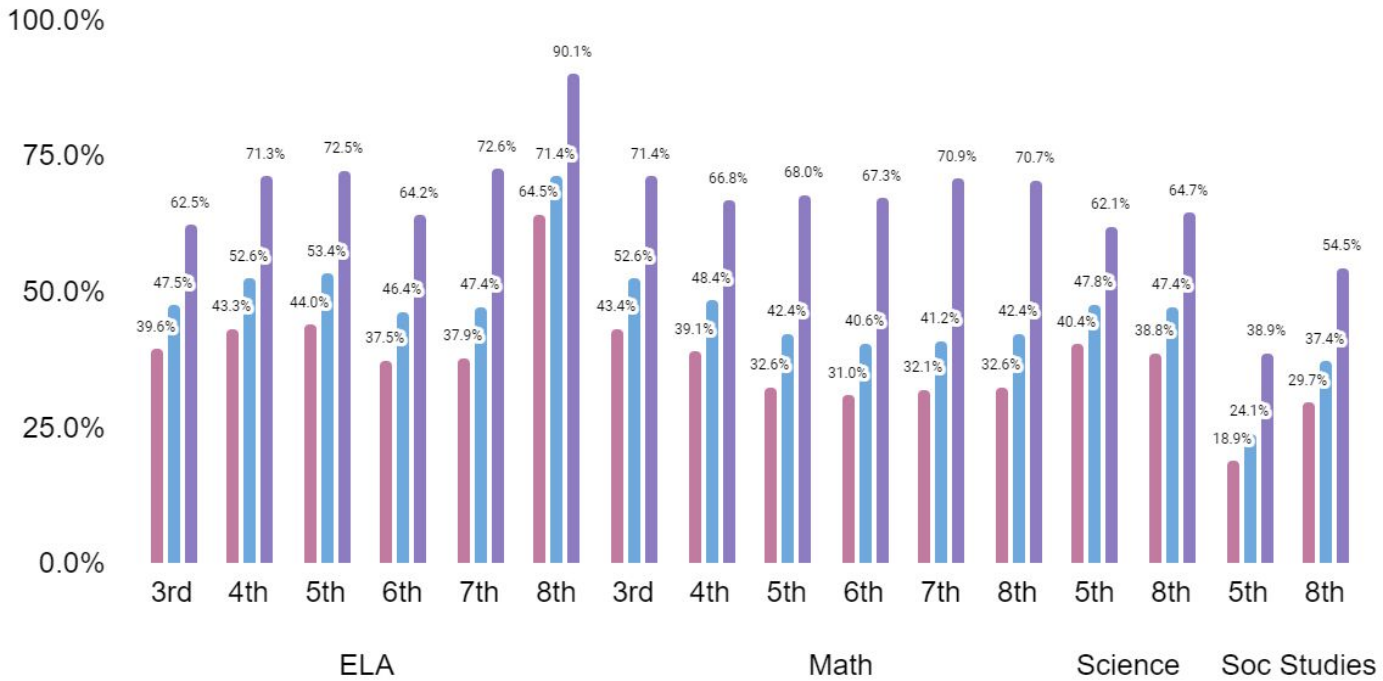
Our Data Story

- State assessments are summative assessments designed to be a snapshot in time of student performance.
- State assessments are **one part** in a **balanced assessment system** that uses multiple and varied assessments to provide all users with information they need to support teaching & learning.
- State assessments help **policy makers and decision makers** understand overall levels of achievement & identify schools/groups/students for support.
- State assessments are **not designed to be diagnostic** or drive day-to-day teaching & learning.

How do Bloomfield Hills Schools' proficiency scores compare to Oakland County and the State of Michigan?

2024 M-STEP/PSAT Grades 3-8

Michigan Oakland County Bloomfield Hills Schools



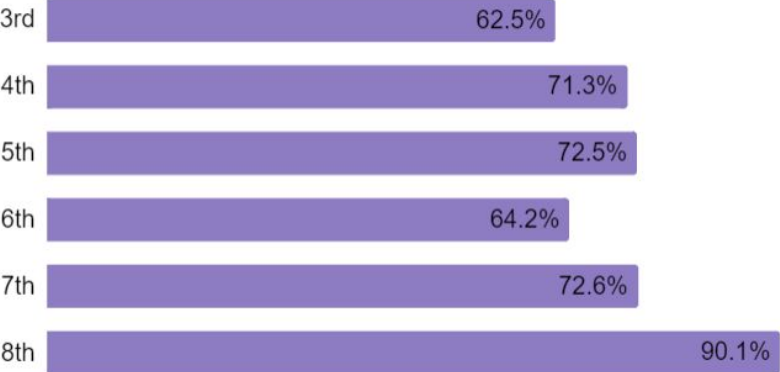
MDE
Component
Targets and
State Average
Long-Term
Goals:

ELA - 56.31%
Math - 43.94%



What percent of Bloomfield Hills Schools' students met proficiency expectations (proficient or advanced proficient) on the Spring 2024 M-STEP/PSAT?

ELA



Math



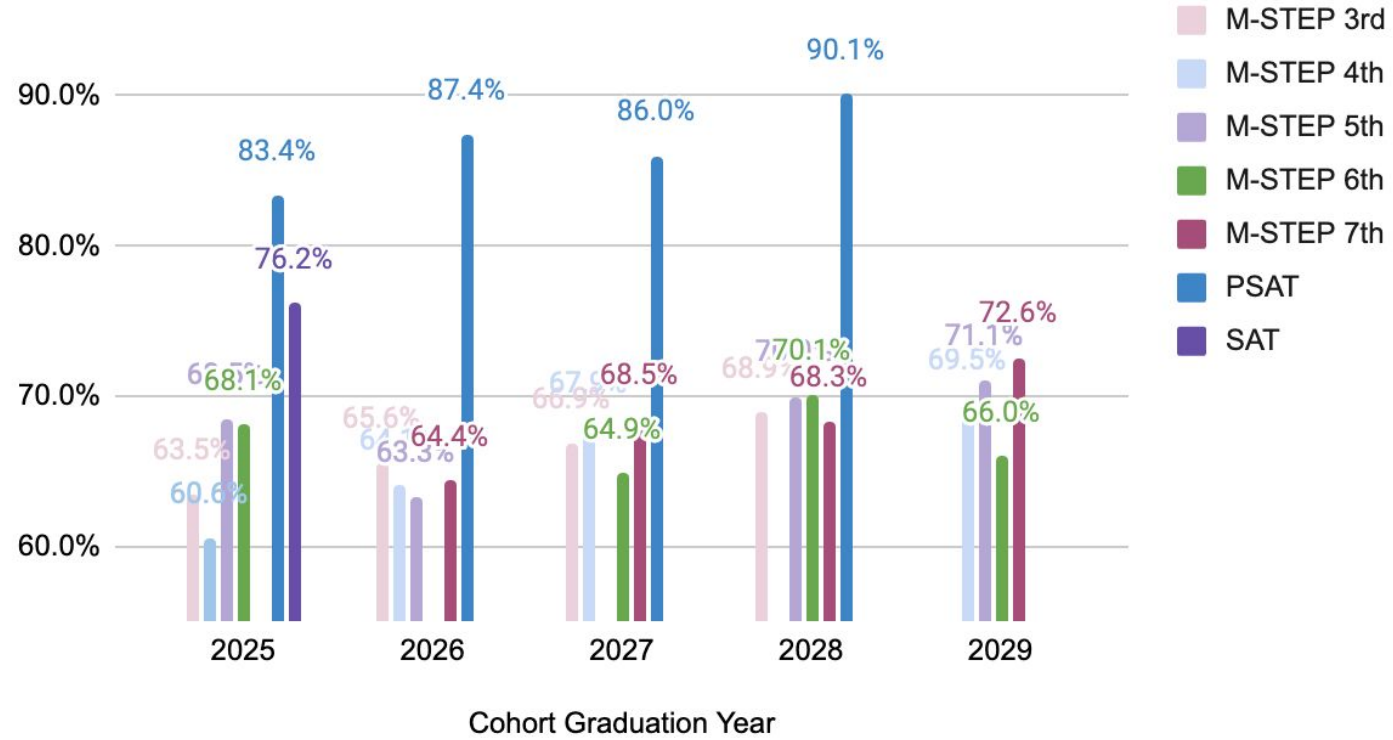
How does the data change from year to year based on cohorts of students?

2019-20 No State Testing
 2025-7th
 2026-6th
 2027-5th
 2028-4th
 2029-3rd

2020-21 No Accountability for Testing (Optional)
 2025-PSAT
 2026-7th
 2027-6th
 2028-5th
 2029-4th

2023-24 First Year of Digital PSAT/SAT
 2025
 2028

Cohorted Summative ELA Scores



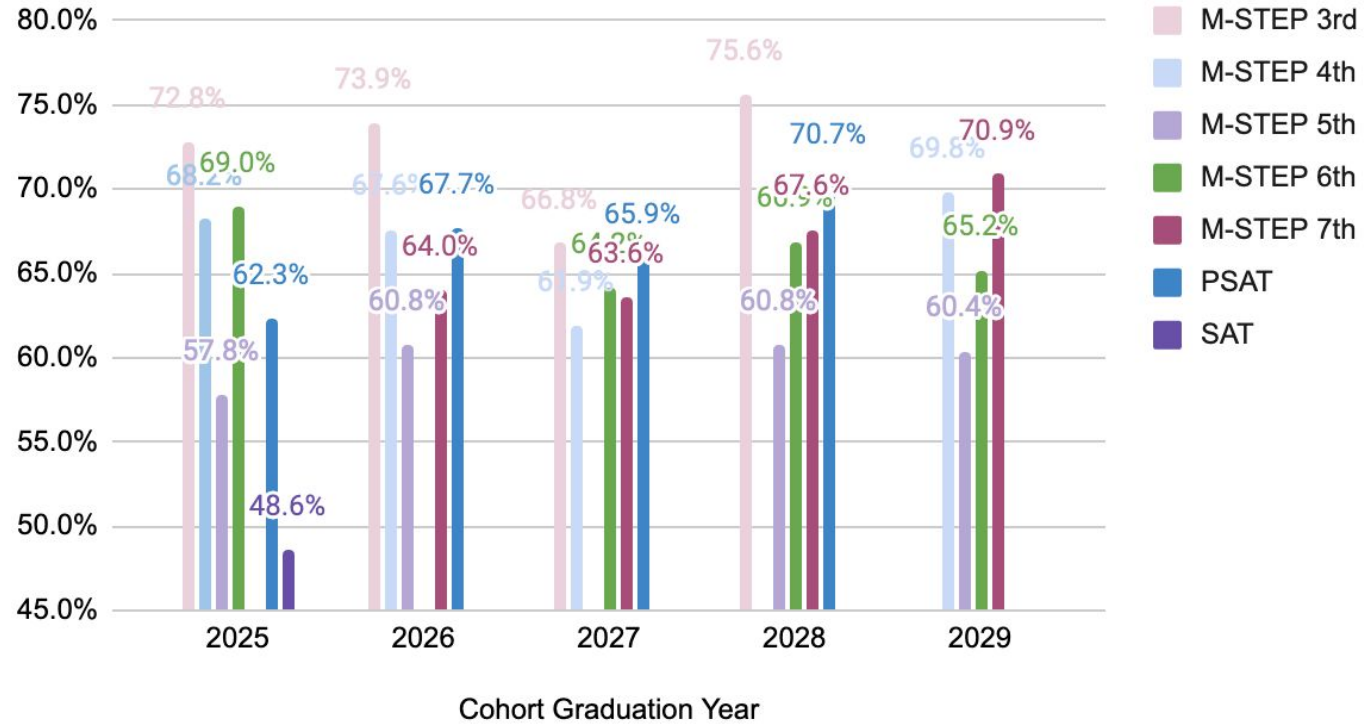
How does the data change from year to year based on cohorts of students?

2019-20 No State Testing
 2025-7th
 2026-6th
 2027-5th
 2028-4th
 2029-3rd

2020-21 No Accountability for Testing (Optional)
 2025-PSAT
 2026-7th
 2027-6th
 2028-5th
 2029-4th

2023-24 First Year of Digital PSAT/SAT
 2025
 2028

Cohorted Summative Math Scores



How does Bloomfield Hills Schools compare to other districts in Oakland County over time?

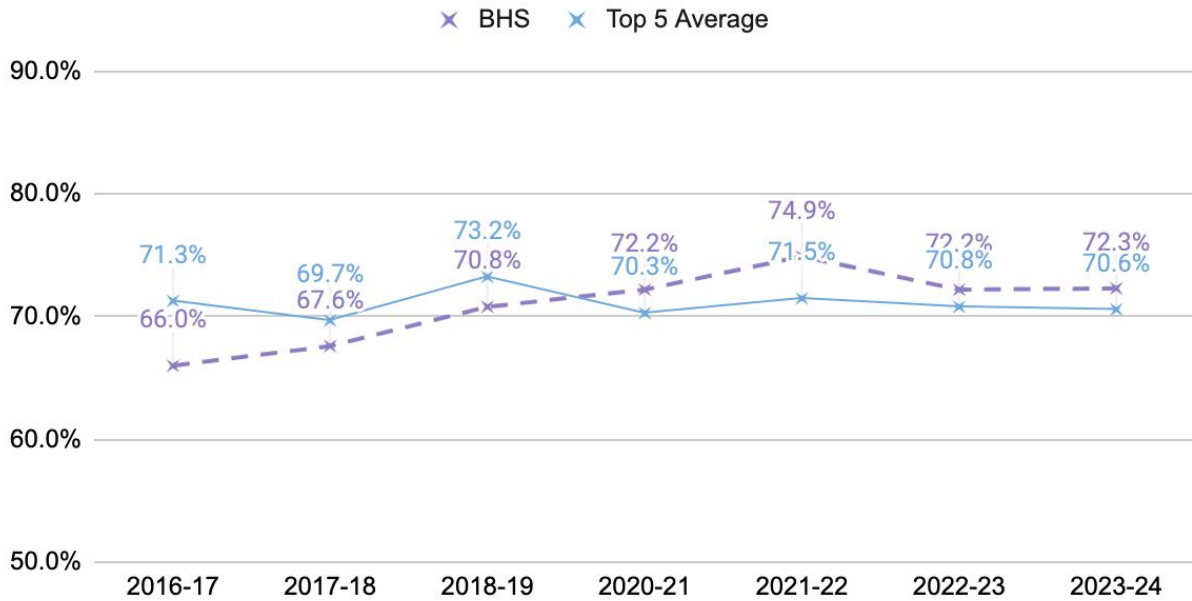
2018-19 First Year of PSAT 8

2019-20 No State Testing

2020-21 No Accountability for Testing (Optional)

2023-24 First Year of Digital PSAT

Bloomfield Hills and Average Top 5 Districts in Oakland County ELA M-STEP/PSAT



How does Bloomfield Hills Schools compare to other districts in Oakland County over time?

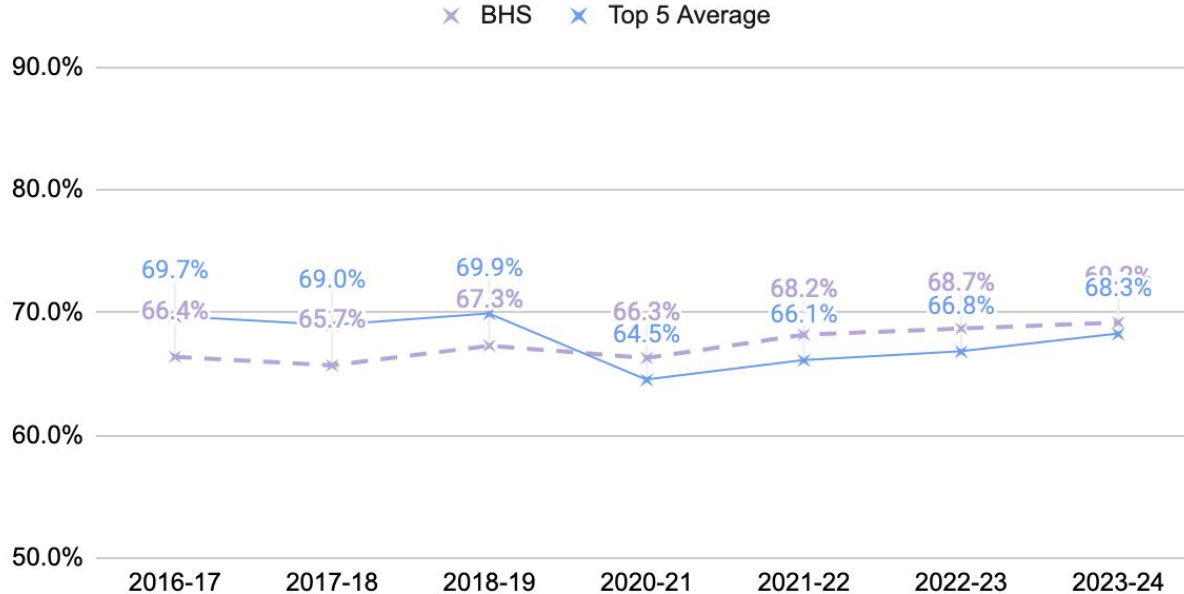
2018-19 First Year of PSAT 8

2019-20 No State Testing

2020-21 No Accountability for Testing (Optional)

2023-24 First Year of Digital PSAT

Bloomfield Hills and Average Top 5 Districts in Oakland County Math M-STEP/PSAT



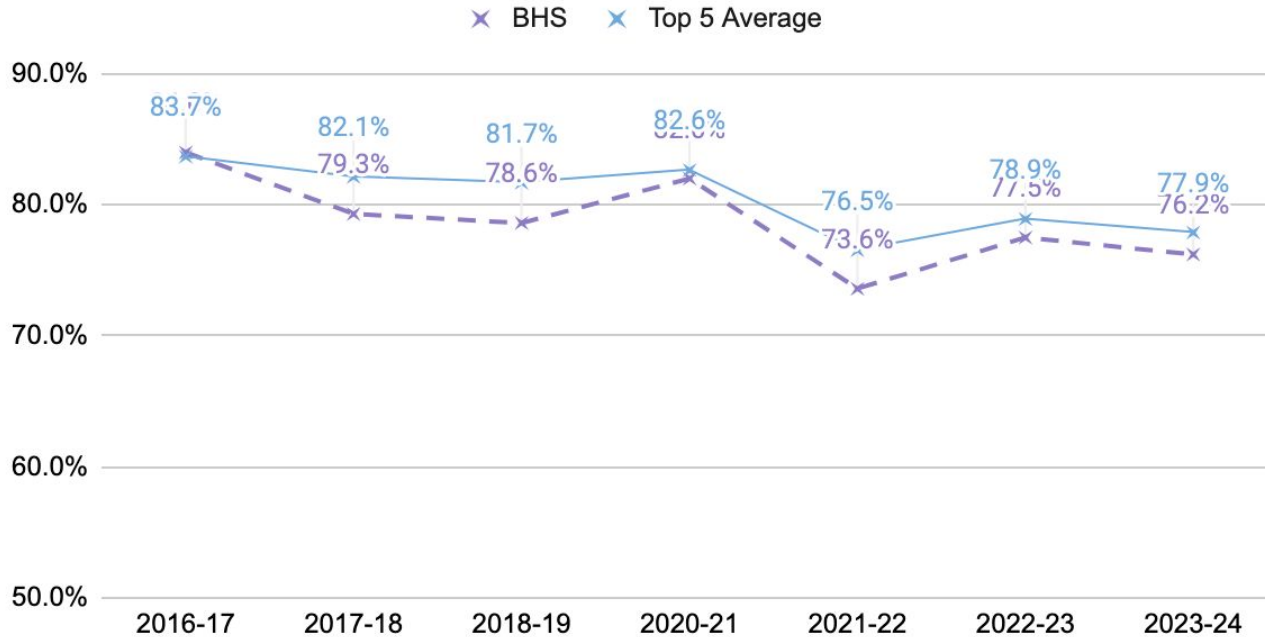
How does Bloomfield Hills Schools compare to other districts in Oakland County over time?

2019-20 No State Testing

2020-21 No Accountability for Testing (Optional)

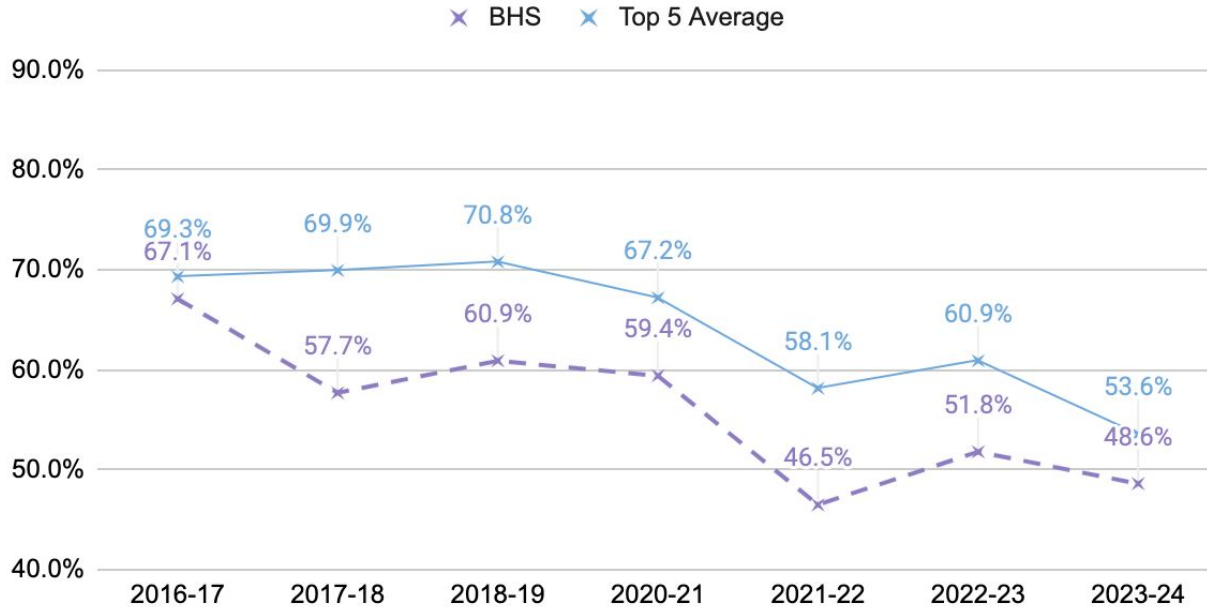
2023-24 First Year of Digital SAT

Bloomfield Hills and Average Top 5 Districts in Oakland County SAT EBRW



How does Bloomfield Hills Schools compare to other districts in Oakland County over time?

Bloomfield Hills and Average Top 5 Districts in Oakland County SAT Math



2019-20 No State Testing

2020-21 No Accountability for Testing (Optional)

2023-24 First Year of Digital SAT

How is Bloomfield Hills Schools ranked compared to other district in Oakland County over time on ELA M-STEP/PSAT?

Ranking	2016-17	2017-18	2018-19	2020-21	2021-22	2022-23	2023-24
1	Troy	Troy	Troy	Troy	Bloomfield	Novi	Birmingham
2	Rochester	Rochester	Lake Orion	Bloomfield	Novi	Bloomfield	Bloomfield
3	Lake Orion	Birmingham	Birmingham	Novi	Troy	Birmingham	Rochester
4	Birmingham	Lake Orion	Rochester	Birmingham	Birmingham	Troy	Troy
5	Novi	Bloomfield	Novi	Rochester	Rochester	Rochester	Novi
6	Bloomfield	Novi	Bloomfield	Lake Orion	Lake Orion	South Lyon	Lake Orion

2018-19 First Year of PSAT 8

2019-20 No State Testing

2020-21 No Accountability for Testing (Optional)

2023-24 First Year of Digital PSAT



How is Bloomfield Hills Schools ranked compared to other district in Oakland County over time on Math M-STEP/PSAT?

Ranking	2016-17	2017-18	2018-19	2020-21	2021-22	2022-23	2023-24
1	Novi	Novi	Novi	Novi	Novi	Novi	Novi
2	Rochester	Rochester	Troy	Troy	Bloomfield	Bloomfield	Birmingham
3	Troy	Troy	Rochester	Bloomfield	Troy	Birmingham	Bloomfield
4	Birmingham	Bloomfield	Bloomfield	Rochester	Rochester	Troy	Troy
5	Bloomfield	Birmingham	Birmingham	Birmingham	Birmingham	Rochester	Rochester
6	Lake Orion	Lake Orion	Lake Orion	Walled Lake	Lake Orion	South Lyon	Lake Orion

2018-19 First Year of PSAT 8

2019-20 No State Testing

2020-21 No Accountability for Testing (Optional)

2023-24 First Year of Digital PSAT



How is Bloomfield Hills Schools ranked compared to other district in Oakland County over time on the SAT ELA/EBRW?

Ranking	2016-17	2017-18	2018-19	2020-21	2021-22	2022-23	2023-24
1	Birmingham	Birmingham	Birmingham	Birmingham	Novi	Novi	Novi
2	Bloomfield	Novi	Novi	Troy	Birmingham	Birmingham	Birmingham
3	Novi	Rochester	Troy	Novi	Rochester	Rochester	Troy
4	Rochester	Berkley	Rochester	Bloomfield	Troy	Bloomfield	Bloomfield
5	Berkley	Bloomfield	Bloomfield	Rochester	Bloomfield	Troy	Rochester
6	Lake Orion	Troy	Berkley	Berkley	Berkley	Berkley	Berkley



How is Bloomfield Hills Schools ranked compared to other district in Oakland County over time on the SAT Math?

Ranking	2016-17	2017-18	2018-19	2020-21	2021-22	2022-23	2023-24
1	Novi	Novi	Novi	Novi	Novi	Novi	Novi
2	Birmingham	Troy	Troy	Birmingham	Troy	Troy	Troy
3	Rochester	Rochester	Birmingham	Troy	Birmingham	Birmingham	Birmingham
4	Troy	Birmingham	Rochester	Rochester	Rochester	Rochester	Rochester
5	Bloomfield	South Lyon	South Lyon	Bloomfield	South Lyon	South Lyon	Bloomfield
6	South Lyon	Bloomfield	Bloomfield	Walled Lake	Bloomfield	Bloomfield	Berkley



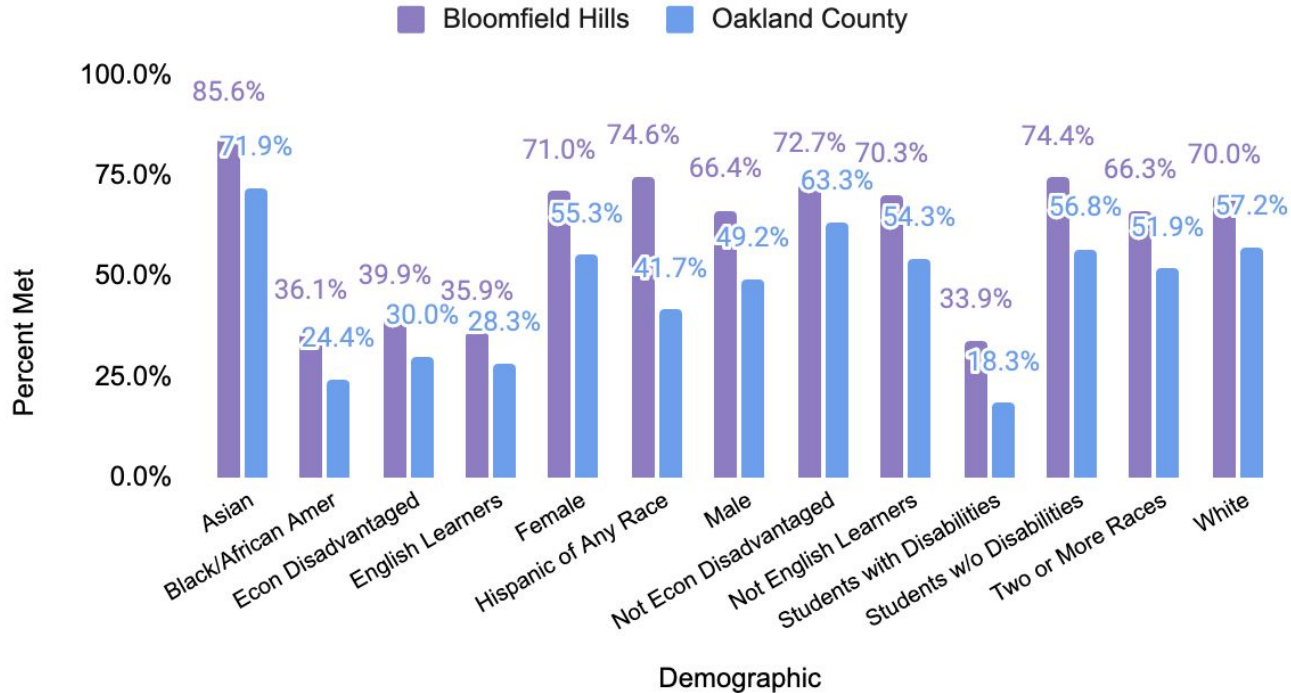
M-STEP & PSAT

On the following slides you will see charts to examine the data.

- Disaggregated district data by group by subject
- Disaggregated district data comparison by year
- Disaggregated district data compared to the county

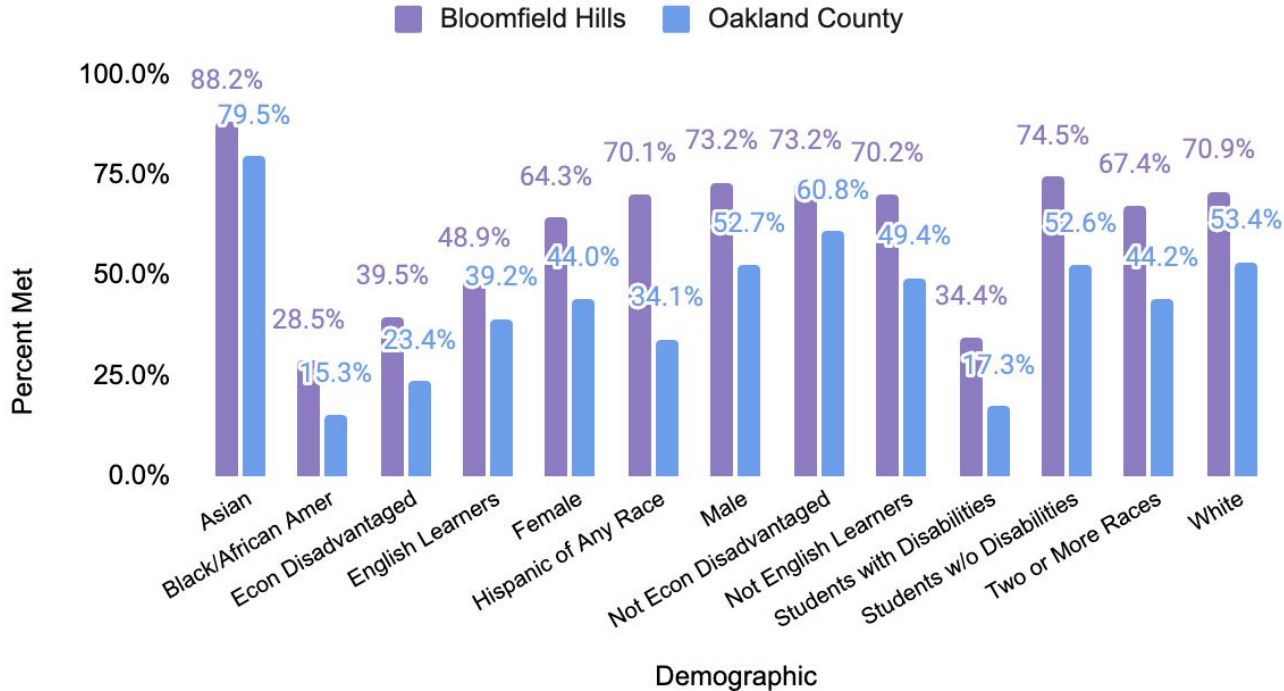
How does Bloomfield Hills Schools compare to Oakland County Disaggregated groups for the 2024 ELA M-STEP Grades 3-7?

2024 Disaggregated ELA M-STEP Grades 3-7 Scores



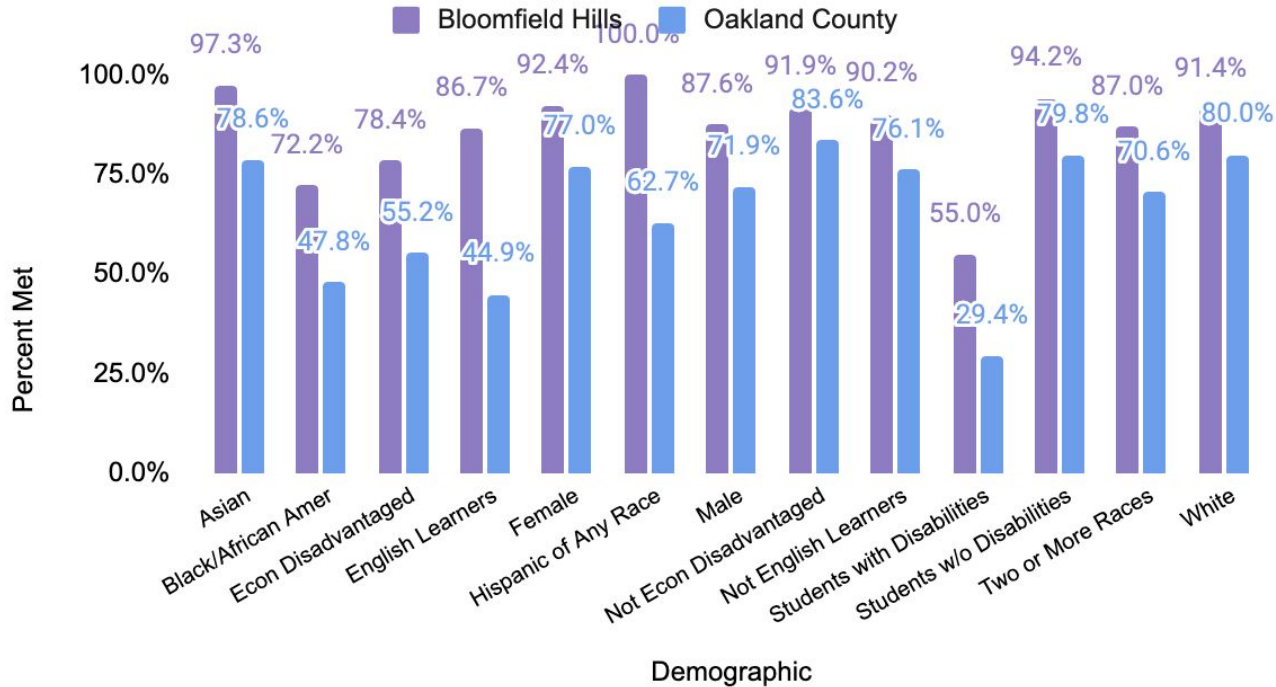
How does Bloomfield Hills Schools compare to Oakland County Disaggregated groups for the 2024 Math M-STEP Grades 3-7?

2024 Disaggregated Math M-STEP Grades 3-7 Scores



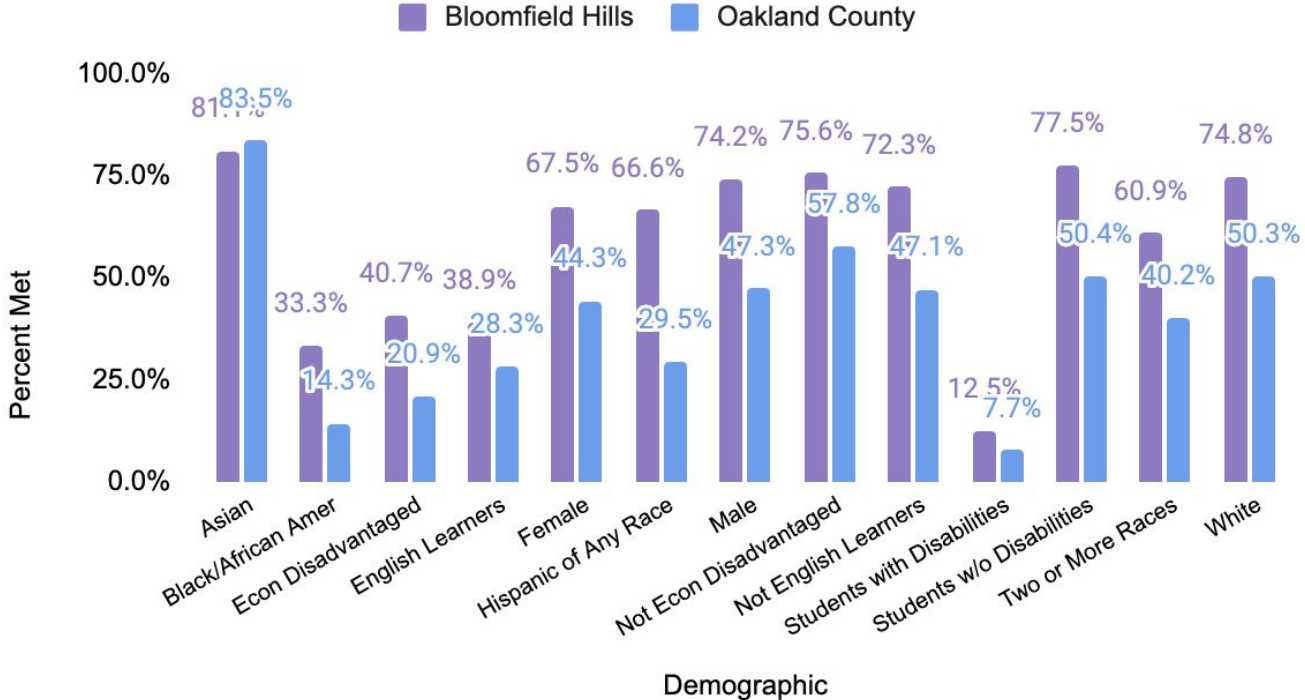
How does Bloomfield Hills Schools compare to Oakland County Disaggregated groups for the 2024 PSAT 8 ELA/EBRW?

2024 Disaggregated PSAT 8 ELA/EBRW Scores



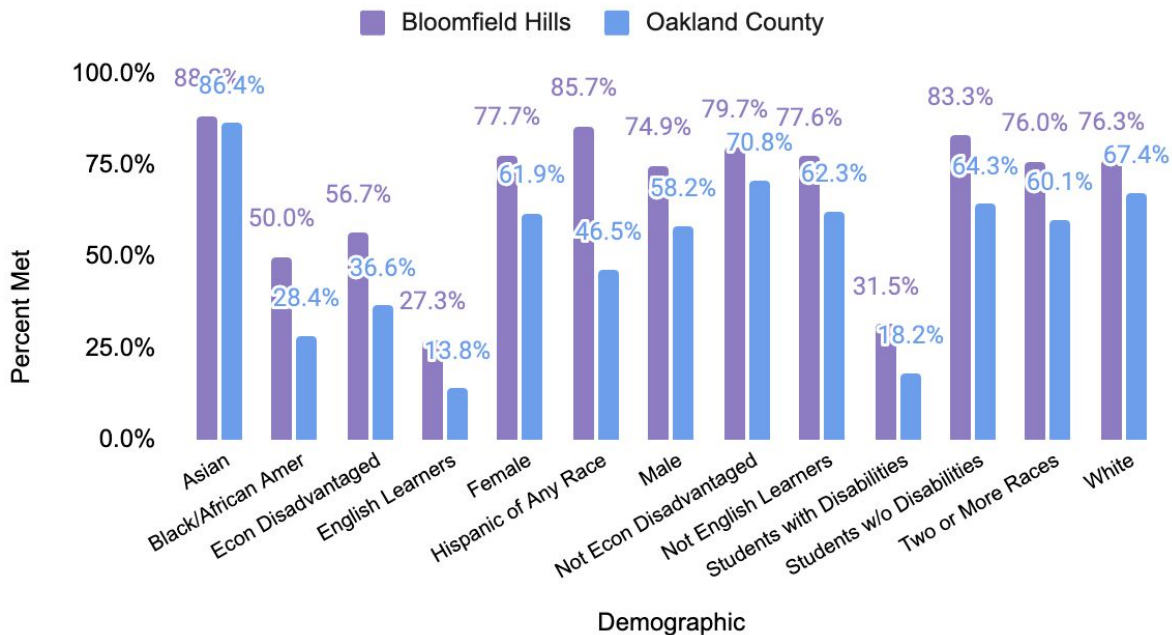
How does Bloomfield Hills Schools compare to Oakland County Disaggregated groups for the 2024 PSAT 8 Math?

2024 Disaggregated PSAT 8 Math Scores



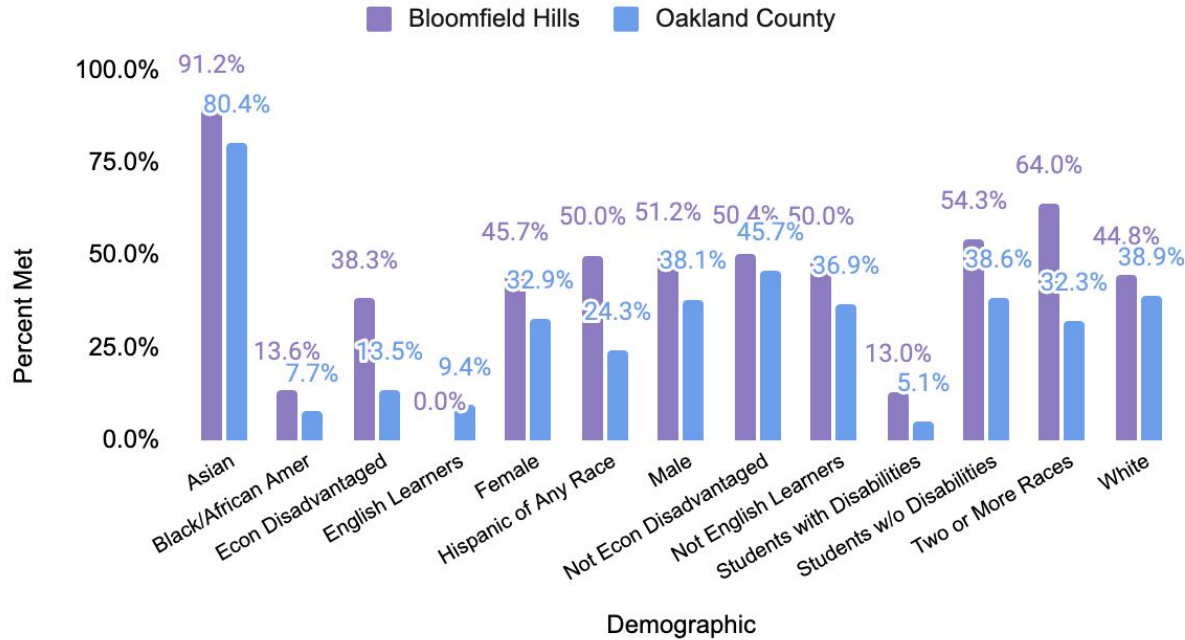
How does Bloomfield Hills Schools compare to Oakland County Disaggregated groups for 2024 SAT ELA/EBRW?

2024 Disaggregated SAT EBRW Scores



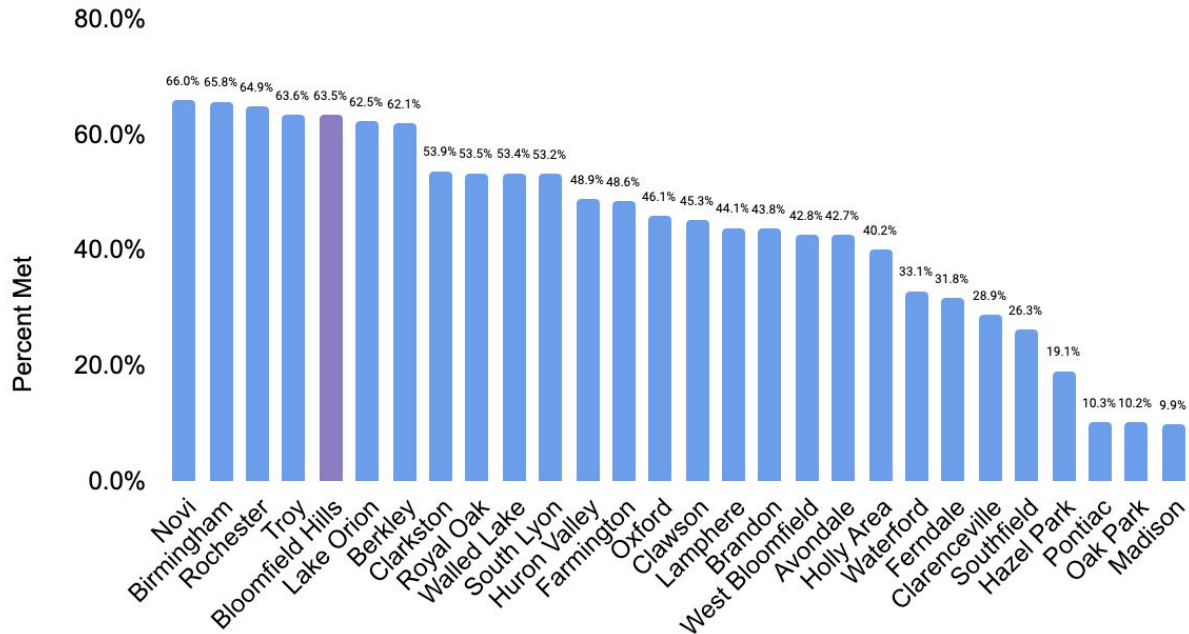
How does Bloomfield Hills Schools compare to Oakland County Disaggregated groups for 2024 SAT Math?

2024 Disaggregated SAT Math Scores



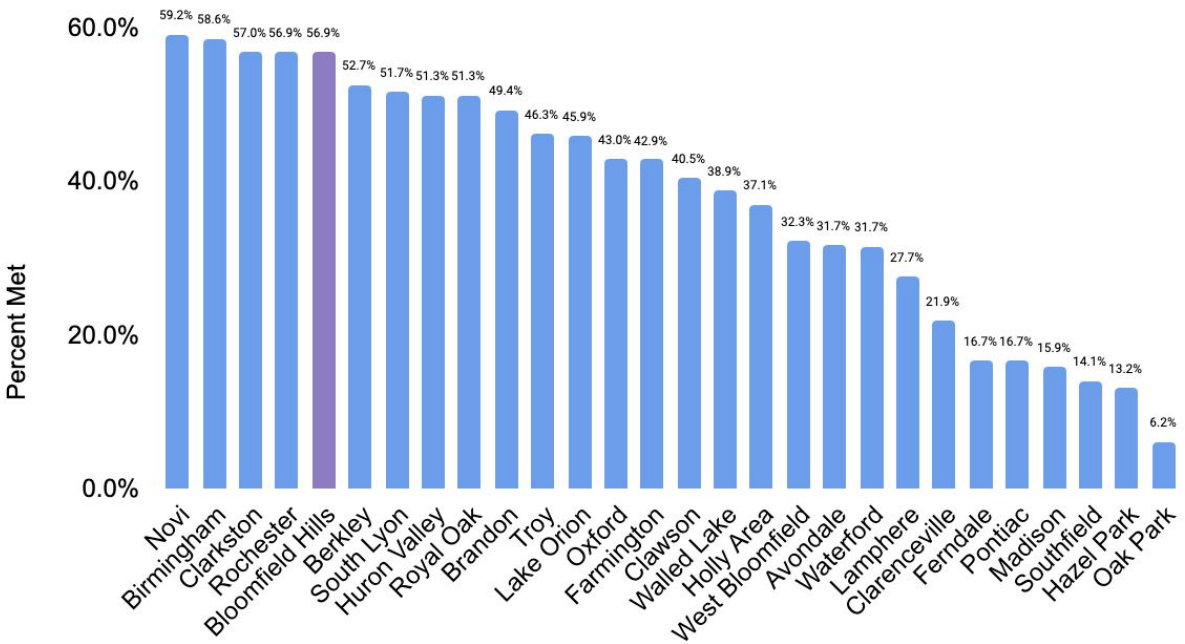
What percent of Bloomfield Hills Schools' students met proficiency expectations (proficient or advanced proficient) on the Spring 2024 Science M-STEP?

2024 M-STEP Science Overall Grades 5 and 8



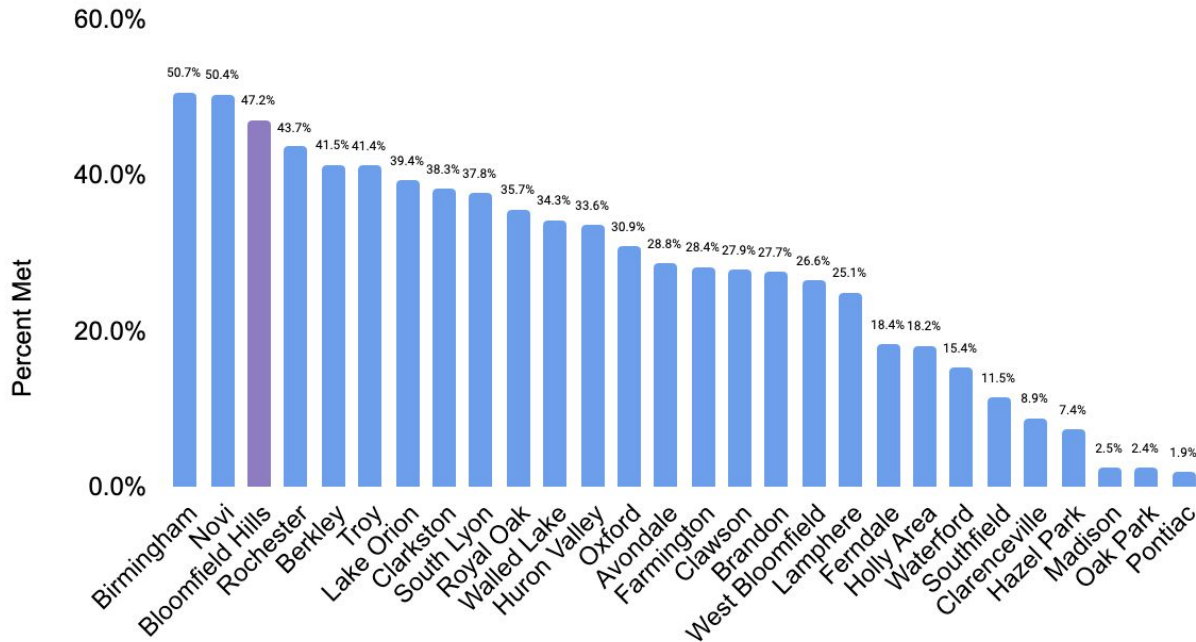
What percent of Bloomfield Hills Schools' students met proficiency expectations (proficient or advanced proficient) on the Spring 2024 Science M-STEP?

2024 M-STEP Science Grade 11



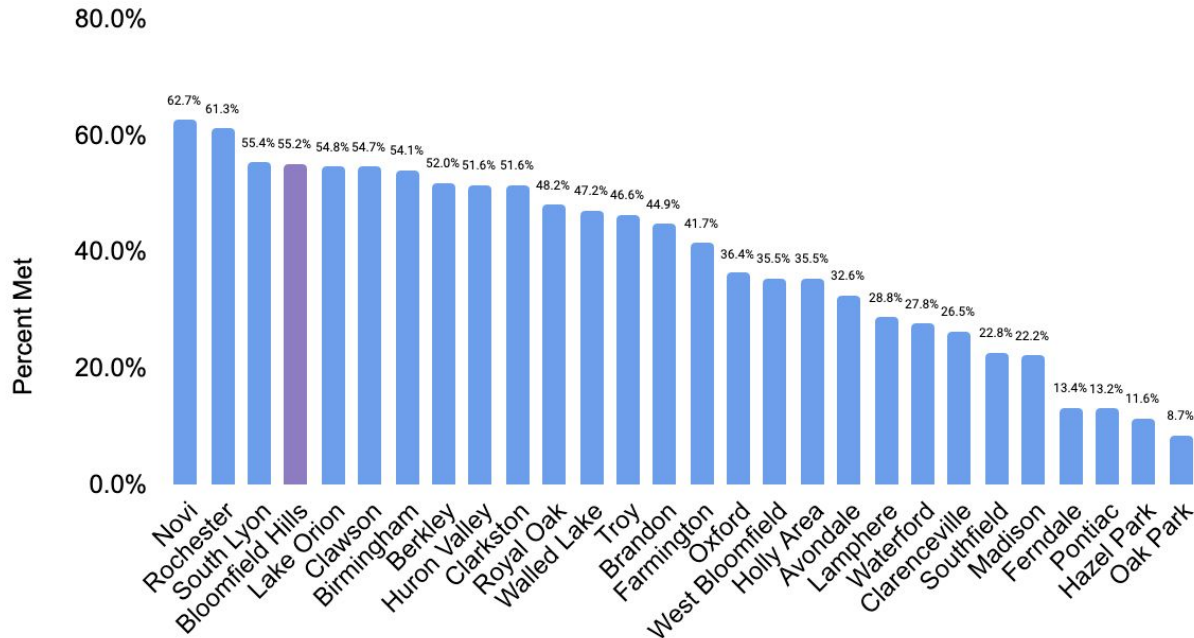
What percent of Bloomfield Hills Schools' students met proficiency expectations (proficient or advanced proficient) on the Spring 2024 Social Studies M-STEP?

2024 M-STEP Social Studies Overall Grades 5 and 8



What percent of Bloomfield Hills Schools' students met proficiency expectations (proficient or advanced proficient) on the Spring 2024 Social Studies M-STEP?

2024 M-STEP Social Studies Grade 11



State Assessments						
Grade	Test Type	Mandate	Test Name	Subjects	Given	Purpose
K-2	Benchmark	Required	Early Literacy and Mathematics Benchmark Assessment or District-selected benchmark ¹	ELA, Mathematics	Fall, Winter, Spring	Within-year progress; program improvement
3	Summative	Required	M-STEP	ELA, Mathematics	Spring	Proficiency; accountability
	Benchmark Benchmark	Required Optional	District-selected benchmark assessment ¹ District-selected benchmark assessment ²	ELA Mathematics	Fall, Winter, Spring Multiple	Within-year progress; program improvement Within-year progress; program improvement
4	Summative	Required	M-STEP	ELA, Mathematics	Spring	Proficiency; accountability
	Benchmark	Optional	District-selected benchmark assessment		Multiple	Within-year progress; program improvement
5	Summative	Required	M-STEP	ELA, Mathematics	Spring	Proficiency; accountability
	Summative	Required	M-STEP	Science, Social Studies	Spring	Proficiency; accountability
	Benchmark	Optional	District-selected benchmark assessment	ELA, Mathematics	Multiple	Within-year progress; program improvement
6	Summative	Required	M-STEP	ELA, Mathematics	Spring	Proficiency; accountability
	Benchmark	Optional	District-selected benchmark assessment		Multiple	Within-year progress; program improvement
7	Summative	Required	M-STEP	ELA, Mathematics	Spring	Proficiency; accountability
	Benchmark	Optional	District-selected benchmark assessment		Multiple	Within-year progress; program improvement
8	Summative	Required	PSAT 8/9	ELA, Mathematics	Spring	Proficiency; accountability; college readiness
	Summative	Required	M-STEP	Science, Social Studies	Spring	Proficiency; accountability
	Benchmark	Optional	District-selected benchmark assessment	ELA, Mathematics	Multiple	Within-year progress; program improvement
9	Summative	Required	PSAT 8/9	ELA, Mathematics	Spring	College Readiness
10	Summative	Required	PSAT 10	ELA, Mathematics	Spring	College Readiness
11 ³	Summative	Required	MME: SAT with Essay	ELA, Mathematics	Spring	College Readiness; accountability
		Required	MME: M-STEP	Science, Social Studies	Spring	Proficiency; accountability
		Required	MME: ACT WorkKeys	Reading, Mathematics	Spring	Career Readiness

***Beginning October 1, 2024 Math Benchmark Assessments are no longer REQUIRED at any grade**

PSAT & SAT Proficiency

On the following slides you will see charts to examine the data.

- District, County, State Grade Level Proficiency Trends
- Comparisons to neighboring Oakland County Districts for College Ready

SAT Evidence-Based Reading and Writing College and Career Readiness Benchmarks

Grade 11 ELA and Mathematics results are reported using the College Board college and career ready (CCR) benchmarks for evidence-based reading and writing (EBRW) and mathematics. Students who have met or exceeded the EBRW CCR are considered proficient in ELA for accountability purposes. The same holds true for mathematics. Students who meet or exceed the Math CCR benchmark are counted as proficient in 11th grade mathematics.

The Values of the College and Career Readiness Benchmarks

Across the SAT Suite of Assessments, the benchmark scores* are as follows:

Assessment – Grade Level	Evidence-Based Reading and Writing Benchmark	Math Benchmark
SAT	480	530
Grade 10	430	480
Grade 9	410	450
Grade 8	390	430

Bloomfield Hills Schools

2020 Bond Program Quarterly Update
November 25, 2024





Bloomfield Hills Schools 2020 Bond Program | Quarter 3 Dashboard Report

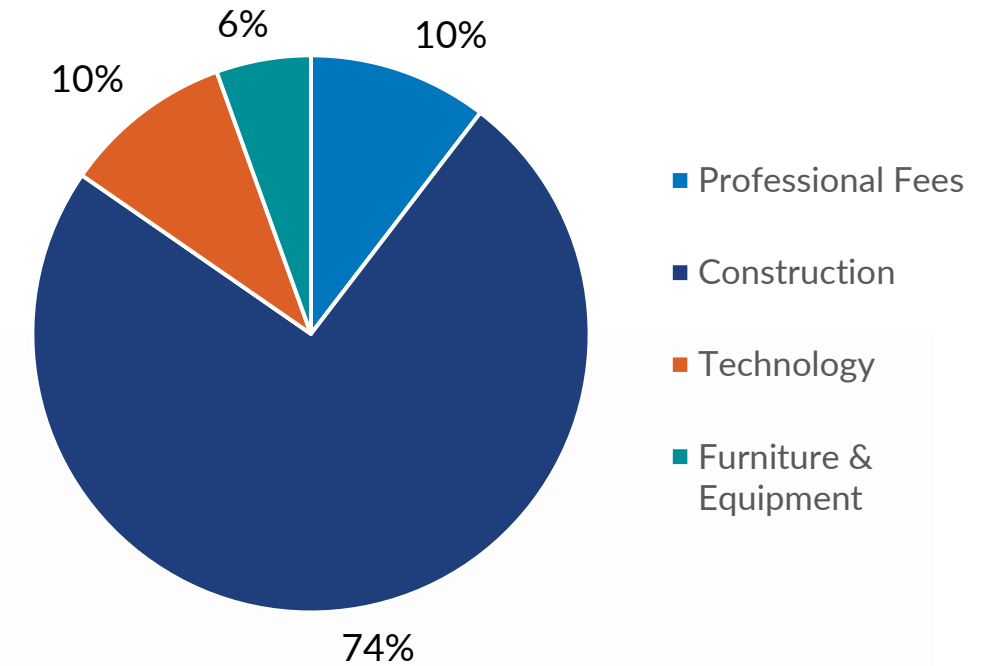
BHS 2020 Bond Program Budget: \$207,955,000

FUNDING ALLOCATION:	Projected Budget	Projected Commitments	Actuals Approved	Actual Cost To Complete	Forecasted Commitments	Unallocated Reserve	Estimate At Completion	Forecasted Over/(Under)
Professional Fees	\$ 26,122,537	\$ 15,342,691	\$ 10,906,244	\$ 4,436,447	\$ 385,396	\$ -	\$ 15,728,087	\$ (10,394,449)
Construction	\$ 151,185,923	\$ 137,921,796	\$ 121,383,424	\$ 16,538,373	\$ 23,449,884	\$ -	\$ 161,371,680	\$ 10,185,757
Technology	\$ 19,743,172	\$ 14,662,699	\$ 11,818,458	\$ 2,844,241	\$ 5,080,473	\$ -	\$ 19,743,172	\$ -
Furniture & Equipment	\$ 10,903,369	\$ 5,194,899	\$ 5,191,010	\$ 3,889	\$ 5,708,470	\$ -	\$ 10,903,369	\$ -
OVERALL TOTALS:	\$207,955,000	\$173,122,085	\$149,299,135	\$23,822,950	\$34,624,223	\$0	\$207,746,308	-\$208,692

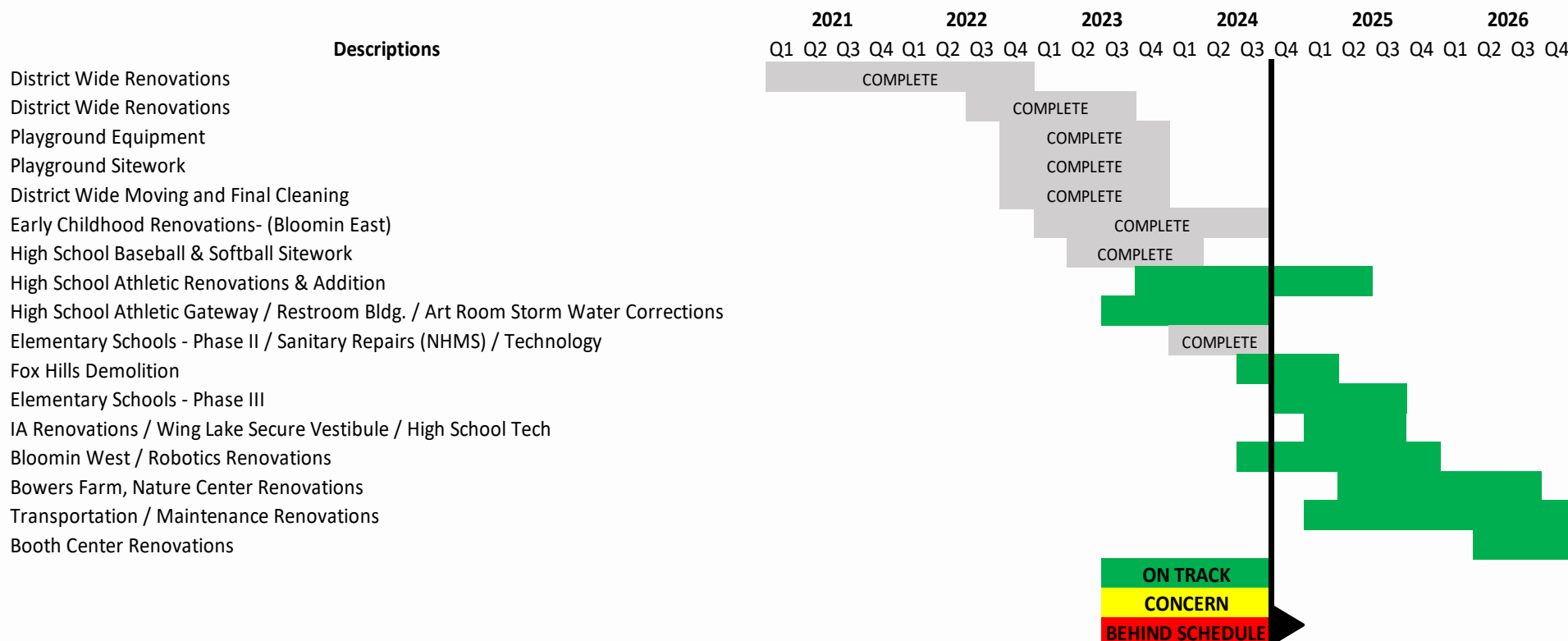
Note: Misc Owner Cost through August 2024

Professional Fees Budget Includes Owners Contingency with Interest Earnings through July 2024

Budget Breakdown



Project Schedule



Under Construction / Upcoming Work - 2024 and Beyond

- High School Wellness Center and Concessions
- High School Gateway Entrance and Restroom Building
- Fox Hills Building Demolition
- International Academy Secure Vestibule
- Elementary School Phase III Renovations
- Bloomin West/ Robotics/ Maintenance Building Renovations
- Bowers Farm, Nature Center, and Wing Lake Renovations
- Transportation Renovation and Expansion
- Booth and High School Renovations

Note - Numbers and dates on this report are subject to change



2024 District Projects- Completed



Eastover Main Office



Lone Pine Main Office



Front of Classroom Display



Classroom Furniture



New Ceiling and Lights



Hallway Finishes



2024 -2025 District Projects- In Progress



Team Building and Restrooms



Athletic Gateway



Wellness Center



Wellness Center

